



BULGARIA and its Migration Management Policy

**Ministry of Labour
and Social Policy**

**Liliana Stankova –
Head of Free Movement of
Persons and
Migration Management Unit**

Content

- **Macroeconomic development**
- **Bulgaria opened its Labour Market as from 1.01.2007**
- **Employment and Unemployment**
- **Demographic Trends**
- **The foreign nationals in Bulgaria**
- **The young people in Bulgaria**
- **Emigration attitudes – the Survey of BBSS GALLUP International**
- **Services for Labour and Social Issues at the Bulgarian Embassies**

Bulgarian Economy

- 2005 the rate of the **real growth of the GDP** is again above 5 %
- the first half of 2006 it has reached 6,1 %
- *sustainable economic growth in the last years*
- *stable macroeconomic environment*

SERVICE SECTOR

- It increased significantly in 2005- with 6,6% per year basis
- in the first half of 2006 - with 5,3% per year basis
- The growth on the branch is due mainly to the increase in the commerce sector and to a lesser extent to the intensification of the financial intermediation.

Industry

- It continues to accelerate its growth rate, which in the first half of 2006 has reached 8,9 % per year basis (for comparison the growth in 2005 is 7,3%)

International investments

- The tendency for a sustainable influx of international investments in Bulgaria continues. The direct international investments which have been attracted for the first four months of the year amount to 858,3 million Euro as almost 40% of them are green field investments.
- These conditions facilitate the demand of work force on the labour market.

Inflation

- The total accumulated **inflation** from the beginning of 2006 until September is 2,5%.
- The basis inflation^[1] in 2006 is expected to be low. For the period from January to September its value is negative (-0,4%).

^[1] The Inflation of the uncontrolled prices

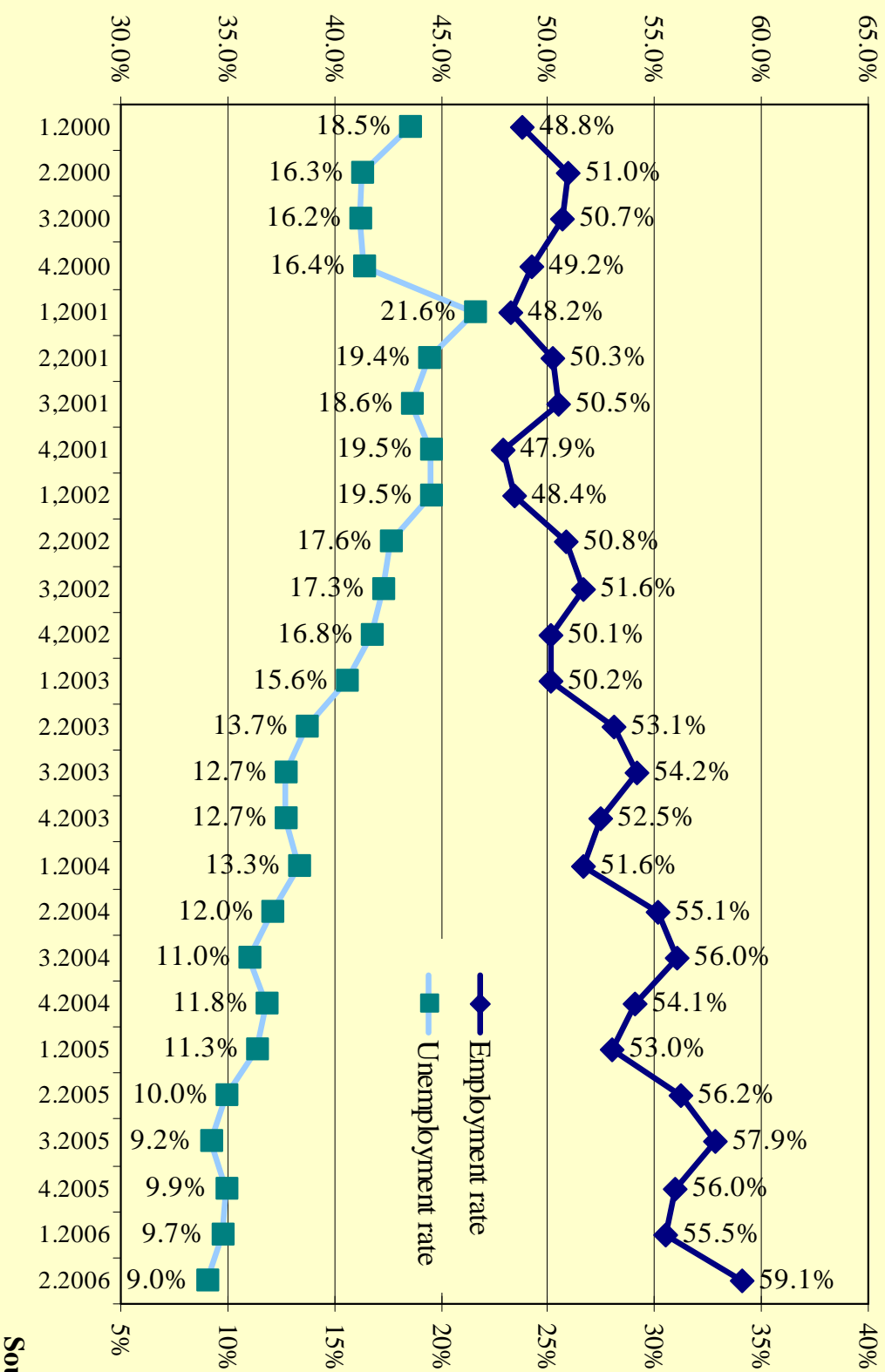
Economic activity

- The level of the economic activity of the population in the group between 15 and 64 years is increasing from 60.7 % in 2000 to 64.2 % in the nine months of 2006.
- It depends on the level of education.
- In the first half of 2006 economically active are 85.5 % of the persons with a higher education as they have been 72.4 % in 2005.
- An increase is observed among persons with a lower degree of educational level respectively: 73.2 % for people with a secondary education, 38.2 % for people with a primary education and 25.6 % for people with an elementary or lower education.

Bulgaria opened its Labour Market

- **Bulgaria announced the Position of the Council of Ministers for opening the Labour Market – from 01.01.2007**
- **Free movement for citizens of the EU and of Norway, Iceland and Lichtenstein.**
- **The citizens of those countries are allowed to work in Bulgaria without work permits.**
- **They can be registered at the Labour Offices of the Bulgarian Employment Agency**

Labour Market Situation – Employment and Unemployment

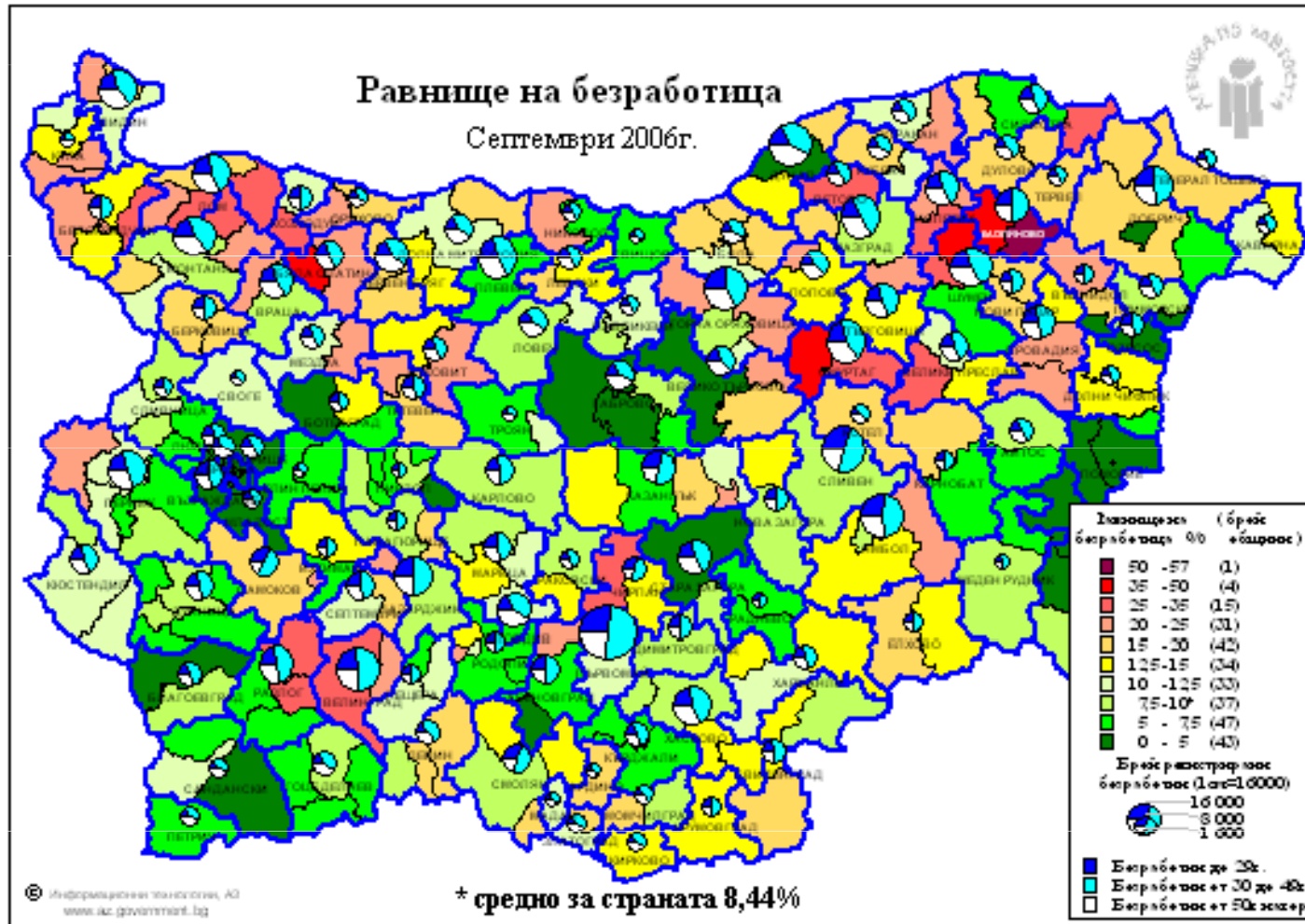


Source: LFS, NSI

Employment and Unemployment

- The number of the employed at age 15-64 years for the nine months of 2006 are 3 055.8 thousand- 108.8 thousand more than 2005 year.
- The employment rate for the same period is 58.3 % - 2.5 % more than 2005
- In 2001 Bulgaria was among the countries with the highest unemployment level – about 17 percents.
- In 2006 it is below 9%, which lets us join the average, in board outlines, level for the EU

Level of unemployment September 2006 Average level for the country – 8,44 %



Realization of programs and measures for employment and education

- The results from projects and programs for employment, founded by the resources for active policy of the MLSP for the period January – October 2006 - employment of 126 127 people and the including of 43 832 people in different trainings.
- The employment policy is directed to the integration and keeping the young people at the labour market, to the support of their career development and to the transition from school to work.

Demographic Trends

- The main problem is the decline of the number of the population - at the end of 2005 the calculated permanent population in Bulgaria is 7 718 750 people.
- Only for one year compared to 2004 as a result of the **higher number of deaths than births**, the population has decreased with 42 299 people, or with 0,5 %.

The **ageing** of the population

- One of the main problems continues to be **ageing** of the population. The average age of the population totally for the country in 2005 is 41.2 years as for 2001 it has been 40.4 years. In the cities this indicator has a value 39.5 years and in the villages-45.2 years. The average life expectancy of the population for the period 2003-2005 is 72.55 years.

The foreign nationals in Bulgaria

- At the moment the foreign nationals with a permanent residence in Bulgaria continue to be slightly more than 52 000.
- 35 % of those foreign nationals live on the territory of the city of Sofia, 9 % of them live in Plovdiv and its region, 8% live in Varna and its region, 5 %- in Bourgas and its district.

Where do they come?

- The largest number of them are citizens of Macedonia, Turkey, Great Britain, the Russian Federation, Greece, USA and Germany.
- A strong interest is observed for establishing permanent residence on behalf of EU citizens.

Working group on migration and integration

- In 2005 - in pursuance of the recommendation from the **Annual report on the migration situation in Bulgaria**, a **Working group on migration and integration of immigrants** was established - with the participation of representatives from all ministries and administrations, dealing with migration issues, and from the **social partners** and the **local authorities** - at the moment the group numbers 37 persons.

Shortage of labour force

- It is expected that the number of workers from third countries will increase.
- Lately a question is being discussed about a larger acceptance of citizens from third countries with the objective to work on labour contract - due to shortage of labour force in definite areas such as tourism, for example.

To keep the young people in Bulgaria

- During 2006 different programs and projects for supporting the employment of the young people were realized - in order the disqualification of the unemployed young people with high education **to be prevented** and as a preventive measure **against the “brain drain”** as well.

Some of the measures for them

- The National Program “Start and Career”
- The National Program “Computer training for young people”
- In pursuance of the **Employment Promotion Act** employers were stimulated to hire unemployed people younger than 29 years and to set work places for unemployed from the same age group to be trained for acquiring professional qualification.



EMIGRATION ATTITUDES

Prepared by:

BBSS

Gallup International

September 2006

Survey Description

Objectives

- ✓ ***Main objectives***
 - ✓ **Measuring emigration attitudes and intentions among population of Republic of Bulgaria in age group between 15 and 60 years old.**
 - ✓ **Define dimensions and destinations of the potential emigration stream**
 - ✓ **Estimate the amount of possible emigration stream of Bulgarians to EU member-countries**

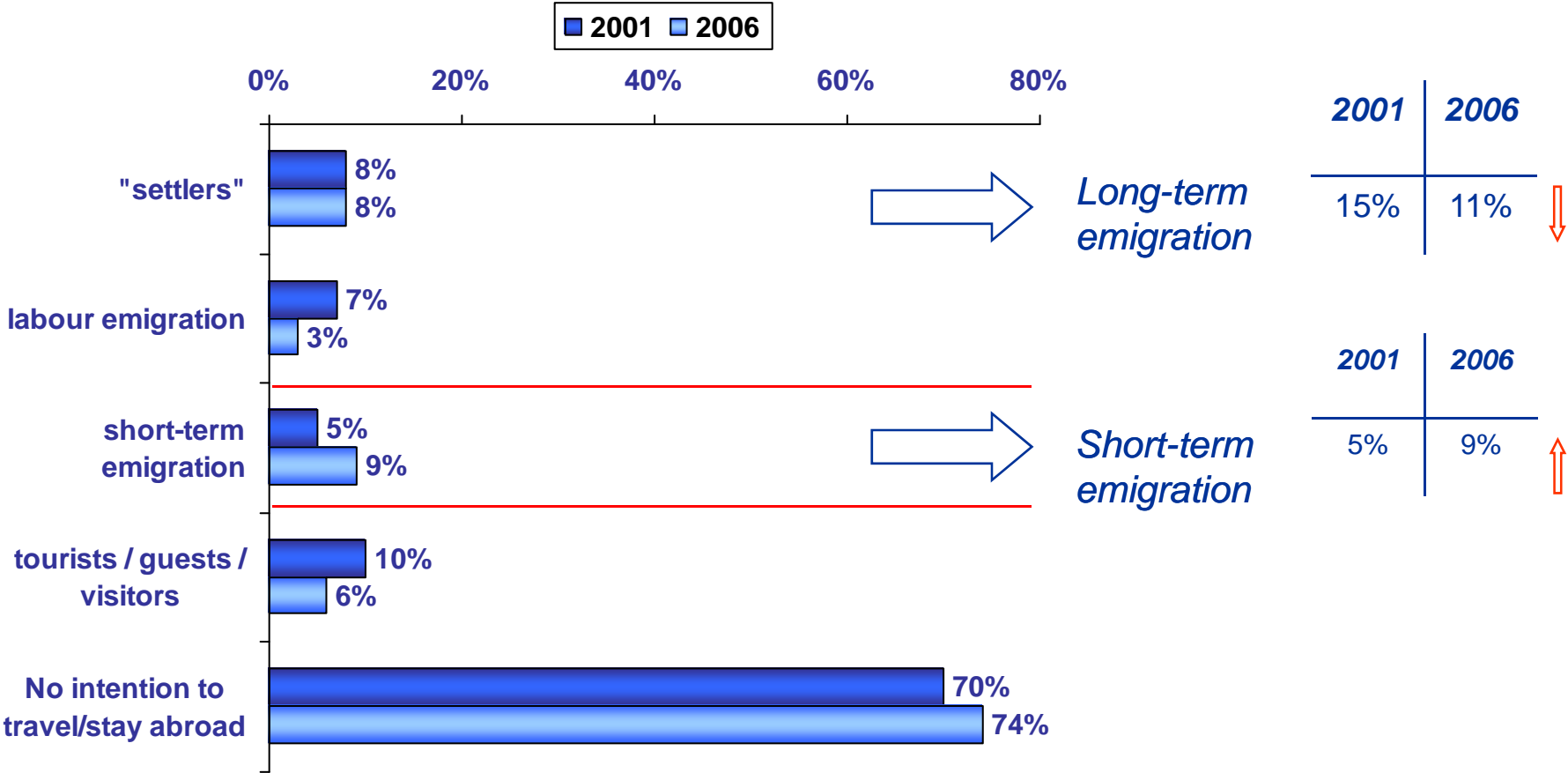
Survey Description

Methodology

- ✓ **Sample size**
 - ✓ 2500 individuals
 - ✓ The sample is nationally representative by:
 - gender
 - age
 - ethnicity
 - employment status (social group)
 - education
 - region
 - type of settlement (urban vs. rural)
- ✓ **Methodology**
 - ✓ Face to face individual interviews in home of respondent
 - ✓ Sample method used – double clustered random probability sample
- ✓ **Period of conducting**
 - ✓ August 2006

Overall situation – comparison 2001 – 2006 year

Base: All who find likely to stay abroad more than 1 month



Unchanged overall level of emigration attitudes/intentions (20%) and of people who have no any intentions to emigrate (80%).

Decreasing of level of Long-term emigration group and especially within group of "labour emigration".

Increasing of level of Short-term emigration.

Estimations of the factual emigration stream (1)

	2001	2006
Total	48 900 - 61 100	43 800 - 47 900
incl. labour emigrants	28 200 - 35 300	15 100 - 16 200
<u>labour emigrants in EU</u>	20 700 - 25 900	14 000 - 15 300
Within one year – total	12 500 - 15 700	10 500 - 11 500
incl. labour emigrants	7 400 - 9 300	4 300 - 4 700
<u>labour emigrants in EU</u>	5 500 - 6 800	3 400 - 3 700
Next 2–3 years – total	24 000 - 29 900	18 800 - 20 600
incl. labour emigrants	13 700 - 17 100	7 600 - 8 300
<u>labour emigrants in EU</u>	10 000 - 12 600	6 000 - 6 600
More distant future - total	12 400 - 15 500	14 500 - 15 800
incl. labour emigrants	7 100 - 8 900	5 800 - 6 400
<u>labour emigrants in EU</u>	5 200 - 6 500	4 600 - 5 000

Estimations of the factual emigration stream (2)

	<i>Total</i>	<i>Settlers</i>	<i>Labour emigrants</i>
Total	43 800 - 47 900	26 100 - 28 600	17 700 - 19 400
EU total	31 600 - 34 500	18 300 - 20 000	14 000 - 15 300
Spain	9 200 - 10 000	6 000 - 6 600	4 600 - 5 000
Germany	7 000 - 7 700	3 700 - 4 000	3 200 - 3 500
USA	4 400 - 4 800	2 100 - 2 300	1 900 - 2 100
Italy	3 900 - 4 300	2 300 - 2 600	350 - 390
Greece	3 500 - 3 800	2 900 - 3 100	1 600 - 1 700
UK	3 100 - 3 400	2 300 - 2 600	1 400 - 1 500
France	2 200 - 2 400	1 300 - 1 400	530 - 580
Turkey	1 800 - 1 900	1 000 - 1 100	-
Canada	1 300 - 1 400	1 000 - 1 100	530 - 580
Asia	440 - 480	260 - 280	350 - 390
Ireland	530 - 580	-	530 - 580
Norway	350 - 390	-	350 - 390
Brasil	350 - 390	-	350 - 390

Rounded figures, based on the first mentioned destination

Gallup International

Summary of Main findings (1)

- ✓ *Overall level of emigration attitudes and intentions is unchanged in comparison with 2001 year, but there is change in the internal structure of emigration background.*
- ✓ *There is decrease in the share of Long-term emigrants (with over 50%) and increase in the share of Short-term emigrants (in similar proportions).*
- ✓ *Estimations of the expected factual emigration shows that around 46 000 people within Bulgarians between 15 and 60 years old have serious intentions and possibilities to work and stay abroad.*

Summary of Main findings (2)

- ✓ *Around 36 000 people declare intention to work and live in European Union member-countries for more than one year.*
- ✓ *The most preferred destinations are Spain and Germany.*
- ✓ *Around 1/4 of the potential emigrants plan to depart within one year, slightly over 40% - in 2-3 years after that (i.e. 2008-2010 year) and around 1/3 – in the more distant future.*
- ✓ *Dimensions of the declared emigration intentions and calculations of the expected factual emigration stream show that the Bulgarian emigrants are not imminent for EU labour market and for EU member-countries on overall.*

Services for labour and social issues at the Bulgarian Embassies

- In pursuance of the policy for migration management from the end of 2005 MLSP started creating a net of **Services for labour and social issues** at the Embassies of Bulgaria in some Member States of the EU. Currently we have such Services in Madrid, Berlin, Athens and London. The creation of another one in Italy is forthcoming.

[http://www.mlsp.government.bg/en/
index.htm](http://www.mlsp.government.bg/en/index.htm)

**THANK YOU
FOR THE ATTENTION**